
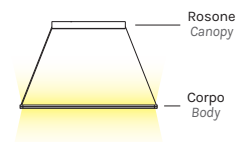


INDOOR - SUSPENSION

## POLY LINEAR



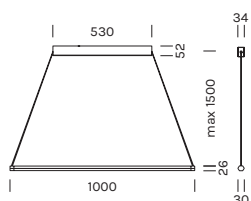
- alluminio, policarbonato



- aluminum, polycarbonate

## Con rosone e driver, cavi inclinati

With canopy and driver, slanted cables



	M 2700K	W 3000K
<b>Power</b>	↑13.7W ↓13.7W	↑13.7W ↓13.7W
<b>Nominal lumen</b>	↑1479.2lm ↓1479.2lm	↑1643.5lm ↓1643.5lm
<b>CRI</b>	>94	>94
<b>Supply</b>	220-240V	220-240V

Item	Temperature	Canopy	Body
------	-------------	--------	------

9346

M

-BV

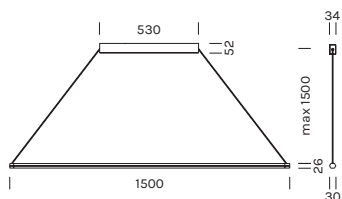
-BR

...composed by  
RS56 (1Pz)  
9305 (1Pz)

W

## Con rosone e driver, cavi inclinati

With canopy and driver, slanted cables



	M 2700K	W 3000K
<b>Power</b>	↑20.9W ↓20.9W	↑20.9W ↓20.9W
<b>Nominal lumen</b>	↑2257.7lm ↓2257.7lm	↑2508.5lm ↓2508.5lm
<b>CRI</b>	>94	>94
<b>Supply</b>	220-240V	220-240V

Item	Temperature	Canopy	Body
------	-------------	--------	------

9347

M

-BV

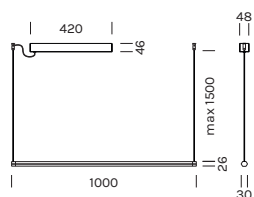
-BR

...composed by  
RS56 (1Pz)  
9306 (1Pz)

W

**Con rosone e driver, cavi dritti**

With canopy and driver, straight cables



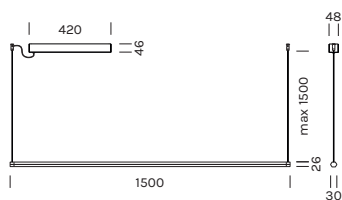
<b>9335</b>	<b>M</b> 2700K	<b>W</b> 3000K
<b>Power</b>	↑13.7W ↓13.7W	↑13.7W ↓13.7W
<b>Nominal lumen</b>	↑1479.2lm ↓1479.2lm	↑1643.5lm ↓1643.5lm
<b>CRI</b>	>94	>94
<b>Supply</b>	220-240V	220-240V

Item	Temperature	Canopy	Body
<b>9335</b>	<b>M</b>	<b>-BV</b>	<b>-BR</b>
	<b>W</b>		

...composed by  
RS08/01 (1Pz)  
9305 (1Pz)

**Con rosone e driver, cavi dritti**

With canopy and driver, straight cables



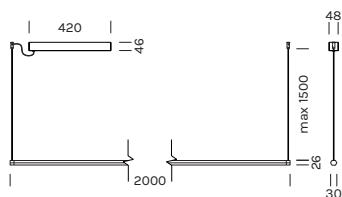
<b>9336</b>	<b>M</b> 2700K	<b>W</b> 3000K
<b>Power</b>	↑20.9W ↓20.9W	↑20.9W ↓20.9W
<b>Nominal lumen</b>	↑2257.7lm ↓2257.7lm	↑2508.5lm ↓2508.5lm
<b>CRI</b>	>94	>94
<b>Supply</b>	220-240V	220-240V

Item	Temperature	Canopy	Body
<b>9336</b>	<b>M</b>	<b>-BV</b>	<b>-BR</b>
	<b>W</b>		

...composed by  
RS08/01 (1Pz)  
9306 (1Pz)

**Con rosone e driver, cavi dritti**

With canopy and driver, straight cables



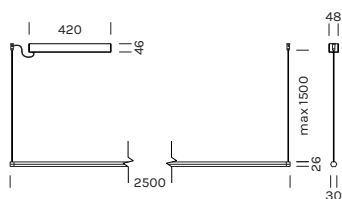
<b>9337</b>	<b>M</b> 2700K	<b>W</b> 3000K
<b>Power</b>	↑28.1W ↓28.1W	↑28.1W ↓28.1W
<b>Nominal lumen</b>	↑3036.2lm ↓3036.2lm	↑3373.5lm ↓3373.5lm
<b>CRI</b>	>94	>94
<b>Supply</b>	220-240V	220-240V

Item	Temperature	Canopy	Body
<b>9337</b>	<b>M</b>	<b>-BV</b>	<b>-BR</b>
	<b>W</b>		

...composed by  
RS08/01 (1Pz)  
9307 (1Pz)

**Con rosone e driver, cavi dritti**

With canopy and driver, straight cables



<b>9338</b>	<b>M</b> 2700K	<b>W</b> 3000K
<b>Power</b>	↑35.3W ↓35.3W	↑35.3W ↓35.3W
<b>Nominal lumen</b>	↑3814.7lm ↓3814.7lm	↑4238.5lm ↓4238.5lm
<b>CRI</b>	>94	>94
<b>Supply</b>	220-240V	220-240V

Item	Temperature	Canopy	Body
<b>9338</b>	<b>M</b>	<b>-BV</b>	<b>-BR</b>
	<b>W</b>		

...composed by  
RS08/01 (1Pz)  
9308 (1Pz)